

Data sheet

Schmidt-Seeger TAS™

LAAB

Grain Logistics

Processing
Systems



Intake capacity (up to 4 % of impurities)

Product	Screens*	TAS 152A-2	TAS 154A-4	TAS 204A-4	TAS 206A-6
Wheat 0,75 t/m ³ 18% H ₂ O	PS: D8 MS: 2,25 x 23	60 t/h	120 t/h	160 t/h	250 t/h
Feed barley 0,65 t/m ³ 18% H ₂ O	PS: D8 MS: 2,25 x 23	50 t/h	100 t/h	130 t/h	210 t/h
Rapeseed 0,6 t/m ³ 14% H ₂ O	PS: D3,5 MS: 1 x 23	45 t/h	90 t/h	120 t/h	180 t/h
Maize (corn) 0,75 t/m ³ 15% H ₂ O	PS: D13 MS: 2,55 x 23	60 t/h	120 t/h	160 t/h	250 t/h
Maize (corn) 0,75 t/m ³ 35% H ₂ O	PS: D13 MS: ---	30 t/h	60 t/h	80 t/h	120 t/h
Soya beans 0,75 t/m ³ 18% H ₂ O	PS: D13 MS: 2,55 x 23	65 t/h	130 t/h	180 t/h	270 t/h
Paddy 0,55 t/m ³ 18% H ₂ O	PS: 5,5 x 23 MS: 1,4 x 23	22 t/h	45 t/h	80 t/h	100 t/h
White rice 0,75 t/m ³ 12% H ₂ O	PS: 5,0 x 23 MS: 1,25 x 23	20 t/h	40 t/h	60 t/h	100 t/h

Product	Screens	TAS 153A-1	TAS 206A-2	TAS 210A-1	TAS 200A-III
Wheat 0,75 t/m ³ 18% H ₂ O	PS: D8 MS: 2,25 x 23	60 t/h	150 t/h	70 t/h	70 t/h
Malting barley 0,68 t/m ³ 18% H ₂ O	PS: 5,5 x 23 MS: 2,25 x 23	45 t/h	120 t/h	70 t/h	70 t/h
Maize (corn) 0,75 t/m ³ 15% H ₂ O	PS: D13 MS: 2,55 x 23	60 t/h	150 t/h	70 t/h	70 t/h

* PS: Preliminary screen; MS: Main screen

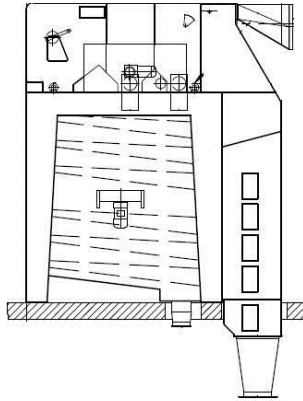
Included

- Supply equipment, adjustable inlet aspiration (TAS) for removing light impurities, two-part separator chamber with discharge screws and operator control levers.
- Screening machine with circular vibrating screens, including 1 set of screens with rubber-ball cleaning
- Adjustable vertical sifter for aspiration at the outlet

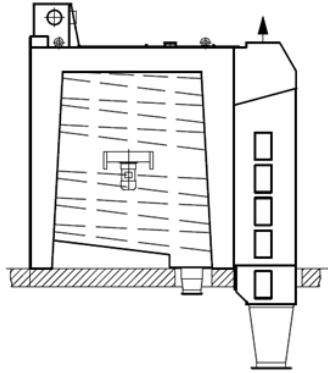
Data sheet Schmidt-Seeger TAS™

LAAB

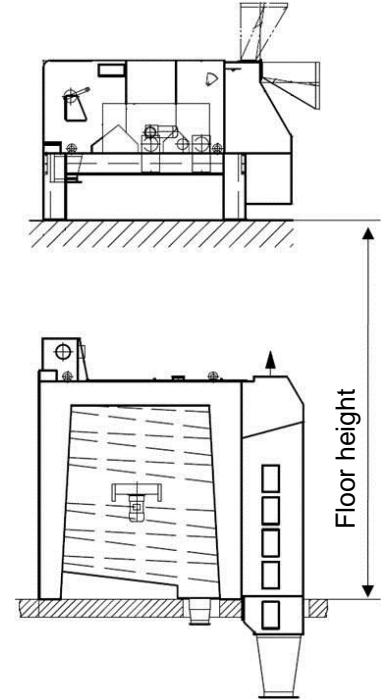
TAS – standard version



TS - version



TAS – two-part version



GL_AD_LAAB_EN_14020_04

	Unit	TAS 152A-2	TAS 154A-4	TAS 204A-4	TAS 206A-6	TAS 153A-1	TAS 206A-2	TAS 210A-1	TAS 200A-III
Working width	mm	1.500	1.500	2.000	2.000	1.500	2.000	2.000	2.000
Screen area									
Total	m ²	12	24	32	48	12	32	44	40
Preliminary screen area		6	12	16	24	3	8	4	4
Main screen area		6	12	16	24	9	24	40	28
Finishing screen area		---	---	---	---	---	---	---	8
Connected load									
Screen box	kW	2,2	3,0	3,0	3,0	2,2	3,0	3,0	3,0
Others		0,75	0,75	0,75	0,75	0,75	0,75	0,75	0,75
Aspiration connection									
Exhaust air (at 90mmWC)	m ³ /min	140	195	260	390	140	260	140	140
Screen box (at 30mmWC)		12	12	12	12	12	12	12	12
Drive side		right / left (Drive side right corresponds to operator´s side left)							
Total weight	kg	ca. 4.500	ca. 6.000	ca. 7.000	ca. 8.500	ca. 4.500	ca. 6.800	ca. 7.750	ca. 7.750
Dimensions									
Length	mm	3.450	3.450	3.450	3.700	3.450	3.410	3.450	3.450
Width		2.590	2.590	3.090	3.140	2.590	3.090	3.090	3.090
Height		2.500	3.270	3.270	4.360	2.500	3.550	3.550	3.550
Optional screen switching		yes	yes	yes	yes	---	yes	---	---

The values are non-binding, technical changes reserved. In cramped mounting conditions the dimensions of the universal aspirators should be reviewed in the order again.